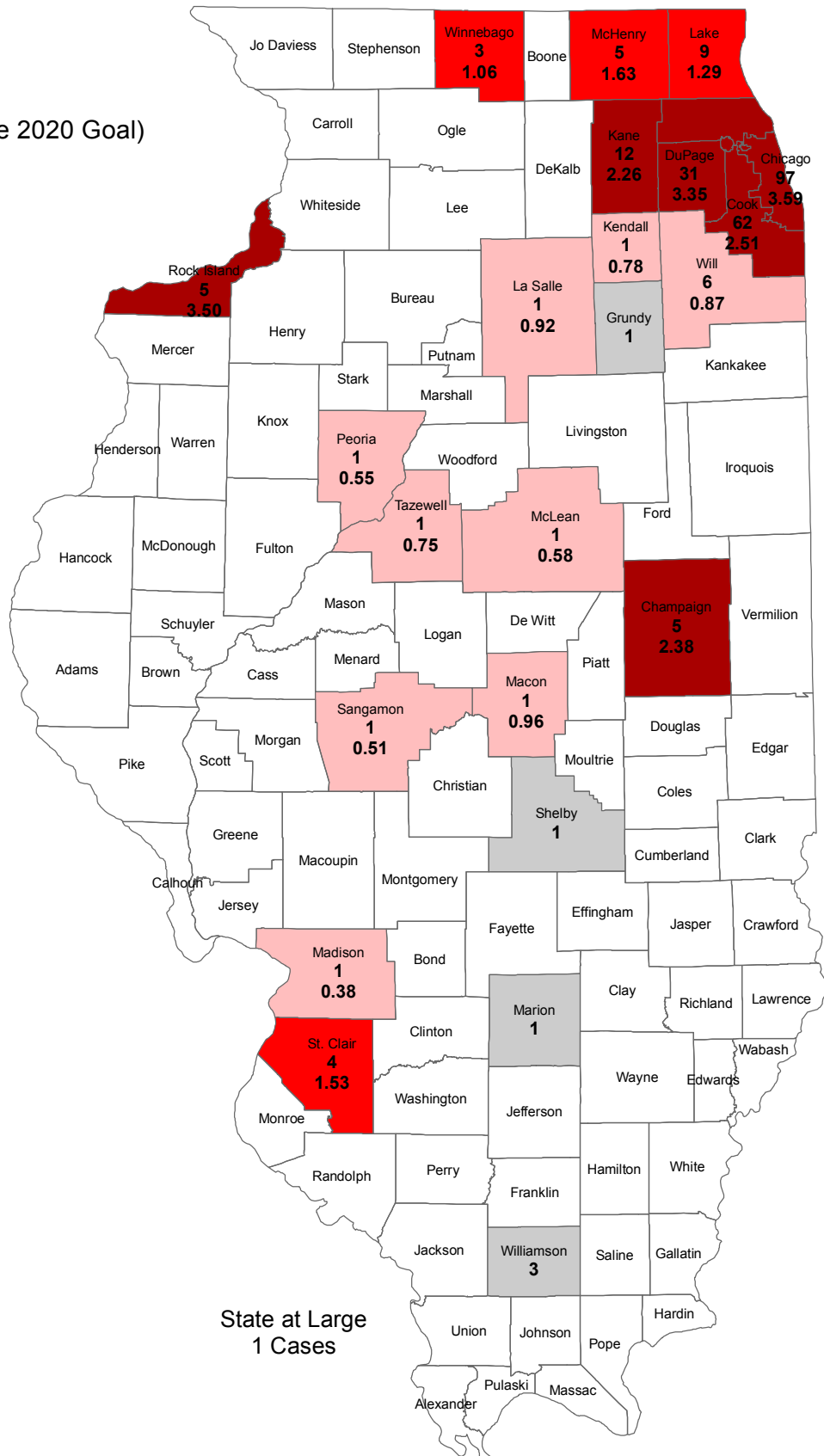
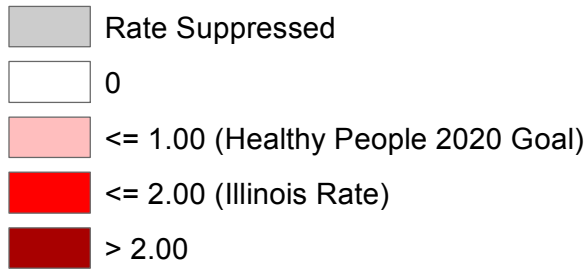


Illinois Tuberculosis Case Rates per 100,000 Population 2021

Rate 2021



United States
Total Cases: 7,860
Rate: 2.37
From: MMWR Vol. 71:441-446

Illinois (including Chicago)
Total Cases: 254
Population: 12,716,164
Rate: 2.00

Illinois (outside Chicago)
Total Cases: 157
Population: 10,016,817
Rate: 1.57

City of Chicago
Total Cases: 97
Population: 2,699,347
Rate: 3.59

Suburban Cook County
Total Cases: 62
Population: 2,470,170
Rate: 2.51

Illinois (outside Cook County)
Total Cases: 95
Population: 7,546,647
Rate: 1.26

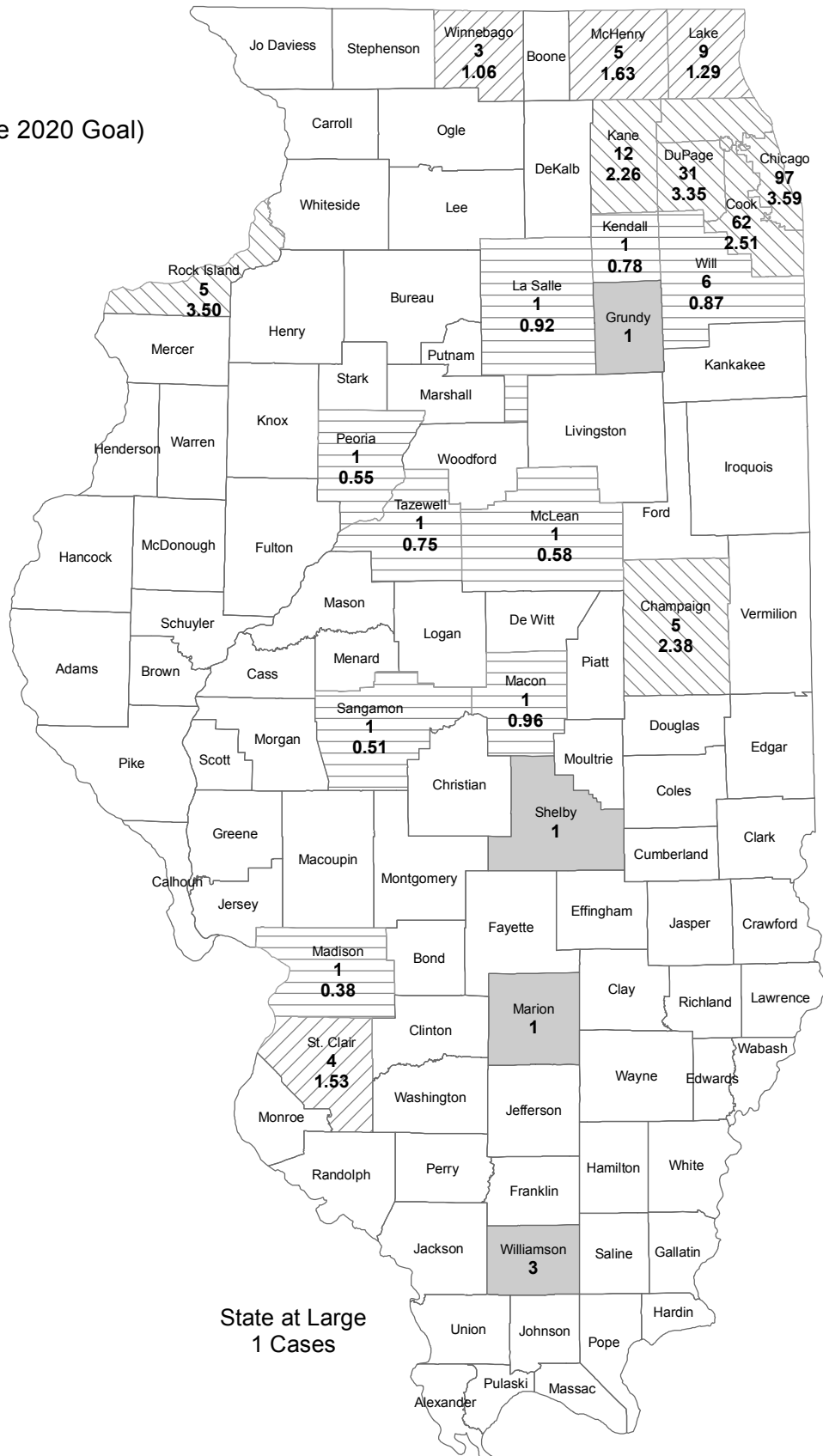
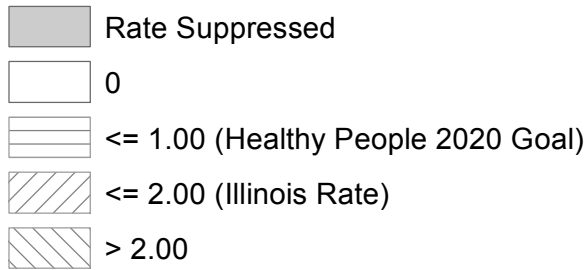
Source for population data:
U.S. Census Bureau, 2016-2020
American Community Survey
5-Year Estimates.

Rates are suppressed for areas
with a population < 100,000.

State at Large
1 Cases

Illinois Tuberculosis Case Rates per 100,000 Population 2021

Rate 2021



United States
 Total Cases: 7,860
 Rate: 2.37
 From: MMWR Vol. 71:441-446

Illinois (including Chicago)
 Total Cases: 254
 Population: 12,716,164
 Rate: 2.00

Illinois (outside Chicago)
 Total Cases: 157
 Population: 10,016,817
 Rate: 1.57

City of Chicago
 Total Cases: 97
 Population: 2,699,347
 Rate: 3.59

Suburban Cook County
 Total Cases: 62
 Population: 2,470,170
 Rate: 2.51

Illinois (outside Cook County)
 Total Cases: 95
 Population: 7,546,647
 Rate: 1.26

Source for population data:
 U.S. Census Bureau, 2016-2020
 American Community Survey
 5-Year Estimates.

Rates are suppressed for areas
 with a population < 100,000.

State at Large
 1 Cases